

# THE INTERNATIONAL JOURNAL OF SCIENCE & TECHNOLEDGE

## Application of Poultry Manure and the Effect on Growth and Performance of Potted Moringa (*Moringa Oleifera* LAM) Plants Raised for Urban Dwellers Use

**Uchenna Mabel Ndubuaku**

Professor, Department of Crop Science, Faculty of Agriculture, University of Nigeria, Nsukka, Nigeria

**Amos Ejike Ede**

Department of Crop Science, Faculty of Agriculture, University of Nigeria, Nsukka, Nigeria

**Kayode Paul Baiyeri**

Professor, Department of Crop Science, Faculty of Agriculture, University of Nigeria, Nsukka, Nigeria

### **Abstract:**

The study was carried out to assess the effect of poultry manure application on growth and performance of potted moringa (*Moringa oleifera* Lam) plants raised for urban dwellers' use. The study was done in Nigeria from 2010 to 2011. Application of five and 10 tonnes/ha of poultry manure to the soil medium ensured consistent increase in the plant height, stem girth, internode length, number of leaves and branches. The control treatment (0 tonne/ha) had the least values of all the morphological characteristics. The 10 tonnes/ha poultry manure treatment gave significant increase ( $p < 0.05$ ) in the plant growth vigour in the first two months of growth with a decrease in the third month. There were significant accession by poultry manure interaction effects ( $p < 0.05$ ) in the days to initial, 50% flowering and fresh leaf biomass production/plant and none in the days to 100% flowering, days to pod formation, number of pods/plant, number of seeds/pod, pod length and pod circumference. The 10 tonnes/ha poultry manure gave the highest values of all the yield traits in 2011 followed by five tonnes/ha and zero tonne/ha respectively. There were significant accession by manure interaction effects ( $p < 0.05$ ) on all the yield traits except days to first and 50% flowering. There were lesser days to first, 50%, 100% flowering and pod formation and higher values of all the other yield traits in 2011 than in 2010.

**Key words:** Nigeria, potted moringa plants, poultry manure, urban dwellers

### **1. Introduction**

*Moringa oleifera* is a small deciduous, fast growing and drought resistant plant. It is also a perennial tree which can reach a maximum height of 7-12 m and a diameter of 20-40 cm at chest height. The stem is normally straight and branches at a height of 1.5 to 3m (Becker et al., 2001). It grows best in loamy or sandy loam soil and can tolerate poor but not water-logged soils (Odele, 1998). *Moringa oleifera* is a highly nutritious and medicinal plant with great agricultural, industrial and domestic uses (Becker et al., 2001; Fahey, 2005; Fuglie, 2005).

Cultivation of moringa plants in the urban cities has not been adequately exploited in Nigeria because of land limitations. This problem can sufficiently be resolved by raising moringa plants in pots like plastic buckets, earthenware pots, baskets etc. The nutrient status of the potting medium (soil) in the container should be relatively high to support the life of the plant for a long period (Wilson et al., 2001) and can be augmented periodically with split doses of poultry manure and NPK fertilizer (Beulah et al., 2001; Wilson et al., 2001). Beulah et al. (2001) integrated nutrient management in moringa production comprising organic manures, bio-fertilizers and varying levels of N, P and K. The results showed a positive response of moringa plants to the application of manure and fertilizers. Containers with greater heights and volumes gave higher root volumes and biomass yield compared with those of lower dimensions (Ndubuaku and Oyekanmi, 2000). The use of a mixture of topsoil, poultry manure and sawdust for raising potted young cocoa plants was reported by Ndubuaku and Oyekanmi (2000). Baiyeri (2005) evaluated three soilless media for weaning banana plantlets. The study showed that most of the genotypes evaluated grew into high quality seedlings when grown in rice hull composted with poultry manure. The leaves of the potted moringa plants can be harvested periodically for use as the plant re-flushes fast. Pinching the terminal bud on the central leader stem is necessary when it attains a height of 75cm. This will promote the growth of many lateral branches and reduce the height of the tree Vijayakumar et al. (2000). Vijayakumar et al. (2000) found that early pinching of growing tips of moringa plants carried out 60 days after sowing supported a higher yield. Potted moringa plants can be kept as outdoor plants and watered routinely especially during the dry season. Moringa trees can also be planted as hedge-row plants around houses, parks, schools, hospital etc., (Ndubuaku and

Ndubuaku, 2011). Moringa plants respond well to irrigation and the yield can be doubled by drip irrigation as compared to rain fed crops (Rajakrishnamoorthy *et al.*, 1994).

## 2. Materials And Methods

Fifty four 30-litre capacity black plastic buckets perforated at the base were used to raise the moringa plants in an un-shaded nursery. Each bucket contained 25kg of soil. Poultry manure was incorporated into the soil in the bucket at the rates of 0 tonne /ha, 5 tonnes /ha and 10 tonnes/ha respectively before sowing the seeds. Three seeds were planted in each bucket. The moringa seeds used for the experiment were collected from three locations in Nigeria namely; Nsukka (in the southeast), Ibadan (in the west) and Jos (in the north). The experimental design was a 3 x 3 factorial in completely randomized design with three replications. Morphological growth and yield attributes of the plants were monitored for two years; 2010 and 2011. Sowing of the seeds was done in April, 2010 and the records of the morphological growth and yields were taken till December, 2010 for the first phase of growth. The subsequent yield records were taken till September, 2011.

### 2.1. Morphological Growth Characteristics

The morphological characteristics measured included the stem height (cm), stem girth (cm), number of leaves, number of branches, Internode length and plant growth vigour. The parameters were recorded monthly. The root volume was determined in the ninth month of the study to avoid frequent destructive sampling.

Plant height was measured from the base of the plant to the tip of the terminal leaf bud with a meter rule. Stem girth was measured five centimetres above ground level using a micrometer screw gauge. The number of leaves and branches were determined by counting. The Internode length was measured with a meter rule between two adjacent nodes. The root volume was determined by immersing the root system into a calibrated cylinder with a known volume of water and recording the displacement (d) according to Ndubuaku and Oyekanmi (2000) and Ndubuaku (2003). The formula is as follows:

Root Volume (RV) = Final water volume (FWV) – Initial water volume (IWV) = Displacement (d)

Thus, RV = FWV – IWV = d

The plant growth vigour was determined by using the assessment indices for the growth of *Moringa oleifera* plant as shown in Table 1.

S/N	Description	Score
1	Vigorous growth evident, dark green coloured and fully unfurled leaves $\geq 8$	5
2	Dark green, vigorous but fully unfurled leaves $< 8$	4
3	Pale green, vigorous but fully unfurled leaves $< 8$	3
4	Moderate growth with chlorotic appearance and some necrotic spots	2
5	Retarded growth evident and plants generally poor	1
6	Dead plant	0

Table 1: Plant Vigour Assessment Indices for the Growth of *Moringa oleifera* Plant (Ede, 2014)

### 2.2. Yield

The yield attributes measured included days to flowering which was recorded as the number of days from sowing to first flower production; days to 50% and 100% flowering recorded as the number of days from sowing to when 50% and 100% of the plants flowered, days to pod formation and setting, number of pods/plant, number of seeds per pod, pod length (cm) and pod circumference (cm). After the first year's (2010's) yield, the apical shoot was pruned from a height of 50 cm above the ground and all the leaves harvested (apart from the abscised leaves) to determine the fresh leaf biomass and prepare for 2011 yield.

## 3. Results and Discussion

Application of five and 10 tonnes/ha of poultry manure to the soil medium ensured consistent increase in the plant height, stem girth, internode length, number of leaves and branches. The control treatment (0 tonne/ha) had the least values of all the morphological characteristics (Figures 1-6). The poultry manure levels showed significant differences ( $p < 0.05$ ) in the plant height and stem girth all through the growth period (Figures 1 and 2), and in internode length at the second month (Figure 4), number of leaves and branches at the third month (Figures 3 and 5). The 10 tonnes/ha poultry manure treatment gave significant increase ( $p < 0.05$ ) in the plant growth vigour in the first two months of growth with a decrease in the third month. The plants treated with five tonnes/ha poultry manure grew vigorously within the first three months after planting and decreased in their growth vigour on the fourth and sixth months. The control plants decreased consistently in their growth vigour from the fourth month after planting. However, there were significant differences ( $p < 0.05$ ) in the effects of the poultry manure levels on plant growth vigour which reflected all through the growth period in 2010 (Figure 6). The 10 tonnes/ha poultry manure gave the highest values of the plant height, stem girth, plant growth vigour, number of leaves and branches at the ninth month of the plants growth in 2010. The internode length values obtained in the five and 10 tonnes/ha manure treatments were statistically similar at the ninth month.

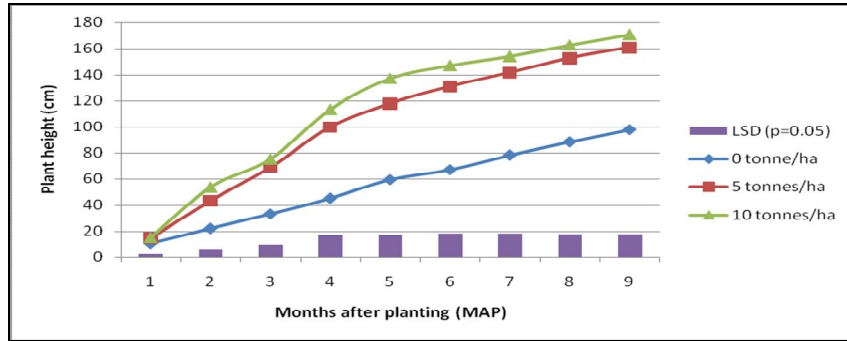


Figure 1: Plant height (cm) of the potted moringa plants in 2010

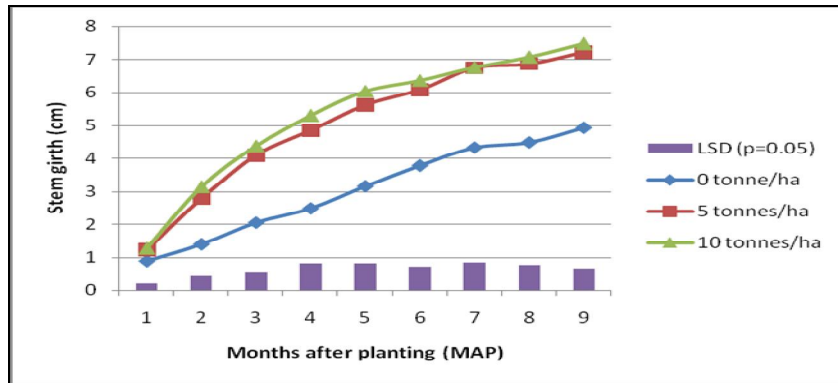


Figure 2: Stem girth (cm) of the potted moringa plants in 2010

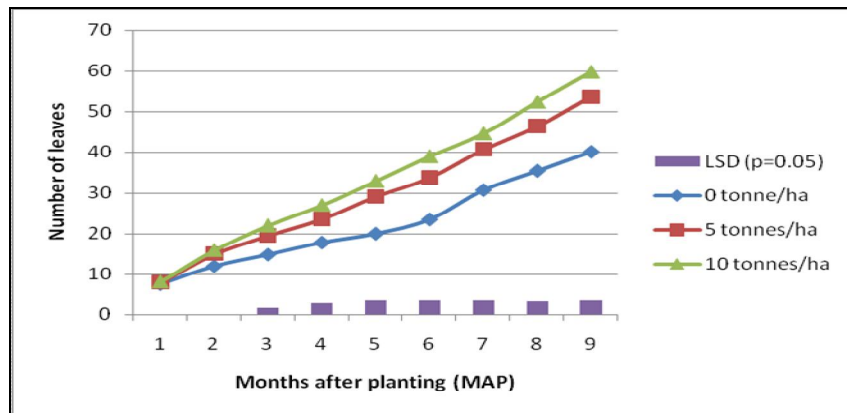


Figure 3: Number of leaves of the potted moringa plants in 2010

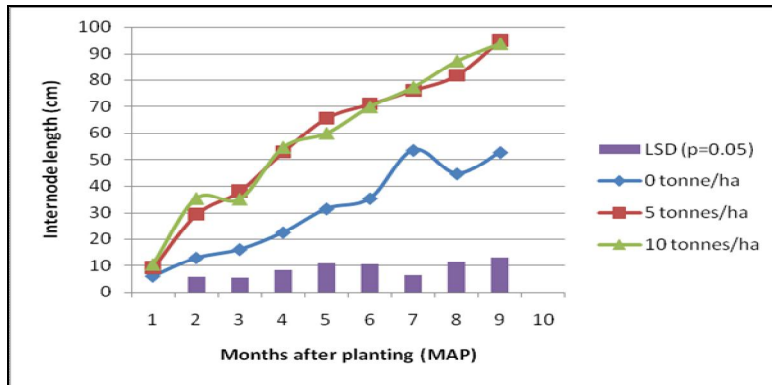


Figure 4: Internode length (cm) of the potted moringa plants in 2010

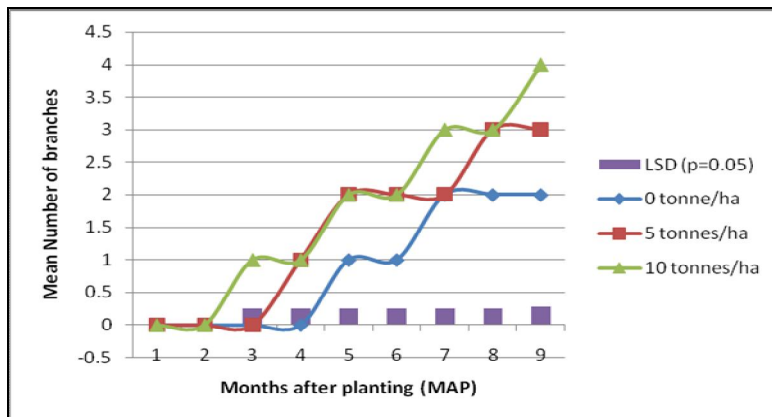


Figure 5: Mean number of branches of the potted moringa plants in 2010

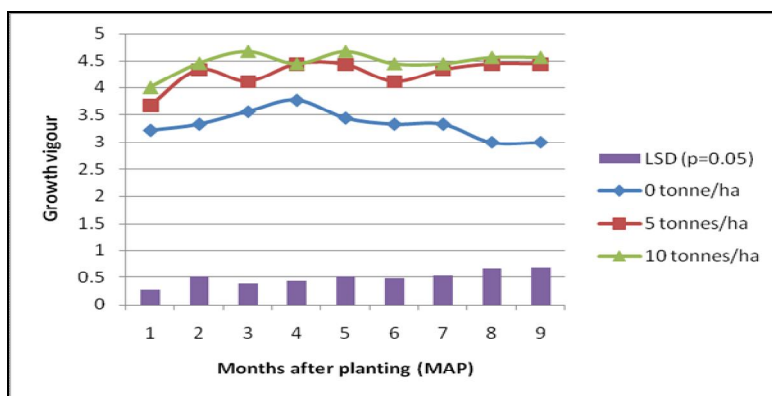


Figure 6: Growth vigour of the potted moringa plants in 2010

There were no significant accession differences ( $p > 0.05$ ) in the morphological traits at the ninth month of the plants growth in 2010 (Table 2). Tables 3 shows the interaction effects of accessions and poultry manure levels on yield traits in 2010. There were significant differences ( $p < 0.05$ ) in the days to initial, 50% flowering and fresh leaf biomass production/plant and none in the days to 100% flowering, days to pod formation, number of pods/plant, number of seeds/pod, pod length and pod circumference. The five tonnes/ha poultry manure gave the least number of days to initial flowering in Nsukka and Ibadan accessions while the control (0 tonne/ha) gave the least number of days to 50% flowering in Nsukka and Jos accessions and to 100% flowering in all the three accessions. The Nsukka accession gave the highest leaf biomass production followed by Jos and Ibadan accessions respectively. The 10 tonnes/ha gave the least number of days to pod formation and the highest values of the number of pods/plant, number of seeds/pod, fresh leaf biomass, pod length and circumference. Table 4 shows the interaction effects of accessions by poultry manure on the yield traits in 2011. The 10 tonnes/ha poultry manure gave the highest number of days to first, 50% and 100% flowering as well as all the yield traits in 2011 followed by five tonnes/ha and zero tonne/ha respectively. There were significant accession by manure interaction effects ( $p < 0.05$ ) on all the yield traits except days to first and 50% flowering. There were lesser days to first, 50%, 100% flowering and pod formation but higher values of all the other yield traits in 2011 than in 2010 as shown in Tables 3 and 4.

No records of the morphological growth characteristics were taken in 2011, because of the pruning of the shoot in December, 2010, to avoid inconsistencies in the results.

Accessions	PHT(cm)	SG(cm)	NL	INL(cm)	NB	GV
Nsukka	156.7	7.43	52.2	83.3	0.11	4.22
Jos	133.5	5.87	53.0	77.9	0.67	4.00
Ibadan	114.2	6.34	48.2	80.1	0.00	3.78
LSD <sub>(0.05)</sub>	Ns	ns	ns	ns	ns	ns

Table 2: Main effect of the accessions on morphological growth parameters of *Moringa oleifera* plant nine months of study in plastic pots

- PHT = Plant height, SG = Stem girth, NL = Number of leaves, INL = Internode length, NB = Number of branches, GV = Growth vigour, ns = not significant.

Accession	Manure	DF <sub>1</sub>	DF <sub>50</sub>	DF <sub>100</sub>	DPF	PL (cm)	PC (cm)	NS	NP	FLB (kg)	NS	DPF
Nsukka	0	126.0	126.0	126.0	182	24.3	4.36	12	5	1.54	12.0	182.0
	5	85.0	140.0	158.7	198	40.7	5.75	14	7	2.66	14.0	198.0
	10	123.0	140.0	168.0	175	42.7	6.23	16	8	3.45	15.7	174.7
Jos	0	141.0	140.5	168.5	180	29.6	3.88	13	2	1.24	0.00	180.3
	5	140.0	149.3	177.3	185	33.2	4.67	15	4	2.27	15.0	185.0
	10	131.7	142.7	186.7	180	39.7	5.91	18	6	3.06	17.7	180.3
Ibadan	0	177.0	162.1	147.9	183	20.0	2.94	5	2	0.92	0.00	182.8
	5	132.0	196.0	196.0	198	22.0	3.11	8	3	1.85	4.7	198.0
	10	149.3	149.3	149.3	175	17.7	3.89	10	4	2.68	10.7	175.0
LSD <sub>(0.05)</sub>		23.57	18.82	ns	ns	ns	ns	ns	ns	0.64	ns	Ns

Table 3: Interaction effects of accession by manure on yield of *Moringa oleifera* plant raised in plastic pots in 2010

- DF<sub>1</sub> = Days of first flowering, DF<sub>50</sub> = Days of 50% flowering, DF<sub>100</sub> = Days of 100% flowering, DPF = Days to pod formation, PL = Pod length, PC = Pod Circumference, NS = Number of seed/pod, NP = Number of pods/plant, FLB/pot = Fresh leaf biomass/plant, ns = not significant

Accession	Manure	DF <sub>1</sub>	DF <sub>50</sub>	DF <sub>100</sub>	DPF	PL (cm)	PC (cm)	NS	NP	FLB (kg)	NS	DPF
Nsukka	0	81	85	97	135	20.6	3.84	12	3	1.45	12.0	182.0
	5	92	88	96	155	44.8	5.92	16	9	3.28	14.0	198.0
	10	105	92	105	163	48.6	7.20	18	11	4.66	15.7	174.7
Jos	0	83	85	88	140	18.4	3.56	11	2	1.18	0.00	180.3
	5	88	92	94	148	35.6	5.22	17	6	2.86	15.0	185.0
	10	90	96	102	153	41.0	6.72	19	7	3.40	17.7	180.3
Ibadan	0	80	82	87	147	15.8	2.14	9	2	0.85	0.00	182.8
	5	85	90	95	151	24.5	3.45	13	4	2.25	4.7	198.0
	10	92	93	105	158	20.2	4.20	16	6	3.06	10.7	175.0
LSD <sub>(0.05)</sub>		ns	ns	5.02	6.85	5.67	2.26	3.11	3.0	1.62	ns	ns

Table 4: Interaction effects of accession by manure on yield of *Moringa oleifera* plant raised in plastic pots in 2011

- DF<sub>1</sub> = Days of first flowering, DF<sub>50</sub> = Days of 50% flowering, DF<sub>100</sub> = Days of 100% flowering, DPF = Days to pod formation, PL = Pod length, PC = Pod Circumference, NS = Number of seed/pod, NP = Number of pods/plant, FLB/pot = Fresh leaf biomass/plant, ns = not significant

The higher values of the morphological and yield traits obtained with poultry manure application was a good indication that moringa plants could respond positively to manure application. Beulah et al. (2001) integrated nutrient management encompassing organic manures, bio-fertilizers and varying levels of N, P and K in moringa production and his results showed a positive response of moringa to the application of manure and fertilizers. Topsoil and poultry manure mixtures can, therefore, constitute a suitable medium for potting moringa plants for urban dwellers' use. The use of a mixture of topsoil, poultry manure

and sawdust in potted cocoa plants was reported by Ndubuaku and Oyekanmi, 2000. There was faster flowering and pod setting in 2011 than 2010 probably due to age of the plants. There was delayed pod setting in the plants raised in the poultry manure media in 2011. This could be due to competitive effects of vegetative growth which could have delayed the onset of reproductive growth such as flowering and pod formation in the poultry manure media. The 10 tonnes/ha poultry manure application gave the greatest values of both morphological and pod yield. However, the optimum level should be ascertained in subsequent trials.

Greater values of all the pod yield traits were obtained in the poultry manure media in 2011 than 2010 probably due to residual effects of the nutrients released from the manure. Manures are slow-release fertilizers and usually have residual effects on the crops in subsequent cropping seasons as earlier found by Ndubuaku et al., 2013. There was greater fresh leaf biomass in 2011 than 2010 as a result of pruning of the shoot done in December, 2010 which resulted into profuse branching and flushing (leaf production) in 2011. The differences exhibited by the different accessions in the morphological and yield traits could be phenotypic and not genotypic. This can be confirmed in further studies.

#### 4. Conclusion

The urban dwellers can be afforded the privilege of growing moringa in plastic buckets or any other suitable container with a mixture of topsoil and poultry manure. The nutrient status of the planting medium can be upgraded periodically with split doses of poultry manure and nitrogen: phosphorus: potassium (NPK) fertilizer. The leaves can be harvested periodically for use as pruning of leaves in this study increased leaf biomass production and pod yield.

#### 5. References

1. Baiyeri, K.P. (2005). Response of Musa species to micro-propagation; 11: The effects of genotypes, initiation and weaning media on sucker growth and quality in the nursery. *African Journal of Biotechnology*, 4 (3), 229-234.
2. Beaulah, A.E., Vadivelu, U., & Rajadural, K.R. (2001). Growth analysis of Moringa CVPKM -I under organic and inorganic systems of culture. PKM Thesis, HC and RI. PKM.
3. Becker, K., Foild, N., & Makkar, H.P.S. (2001). The Potential of Moringa oleifera for agricultural and industrial uses. In: Lowel J. Fuglie (Ed.) "The miracle tree - the multiple attributes of Moringa. CTA. USA.
4. Ede, E.E. (2014). Pot and field trials of three accessions of Moringa oleifera Lam influenced by poultry manure application. Master of Science (M.Sc.) Dissertation, Department of Crop Science, University of Nigeria, Nsukka.
5. Fahey, J. W. (2005). Moringa oleifera: A review of the medical evidence for its nutritional, therapeutic and prophylactic properties. *Trees of Life Journal* 2005, 1,5 [Electronic copy: <http://www.tfljournal.org/articla.php/20051201124931586>].
6. Fuglie, L.J. (2005). The Moringa tree: A local solution to malnutrition. Bulletin published in Darkar, Senegal, 33pp.
7. Ndubuaku, U.M. (2003). Effects of nursery beds and different sizes of polythene bags on germination, growth and development of cacao (*Theobroma cacao* L.) seedlings. *Tropical Agriculture (Trinidad)*, 80(1), 54-58.
8. Ndubuaku, U.M. (2013). Yield characteristics of Moringa oleifera across different ecologies in Nigeria as an index of its adaptation to climate change. *Sustainable Agriculture Research (Canada)*, e-Version at <http://www.ccsenet.org/journal/index.php/sar/article/view/33738/19443>.
9. Ndubuaku, U.M., & Oyekanmi, E.O. (2000). Preliminary effect of sawdust/topsoil mixtures on germination, root volume and other growth parameters of F<sub>3</sub> Amazon cocoa seedlings in the nursery. *Nigerian Journal of Science*, 34(4), 389-394.
10. Ndubuaku, T.C.N., & Ndubuaku, U.M. (2011). Moringa oleifera: Medicinal and nutritional crop. Its botany, production and utilization. University of Nigeria, Nsukka Press.
11. Odee, D. (1998). Forest biotechnology research in dry lands of Kenya: The Development of Moringa species. *Dryland Biodiversity* 2, 7-8.
12. Rajakrishnamoorthy, V.S. Santhanabosu, V.K. Duraisamy, R., & Rakagopal, A. (1994). Drip irrigation in annual moringa. Study of Mineral nutrient value of green currant. *Madras Agricultural Journal of Science*, 42,317-318.
13. Vijayakumar, R.M. (2000). Studies on Influence of months on Sowing and Growth regulation on annual moringa (*Moringa pterosperma* Gaertn) Ph.D. thesis, TNAU, India.
14. Wilson, S.B., Stoffella, P.J., & Graetz, D.A. (2001). Use of Compost as a media-amendment for containerized production of two subtropical perennials. *Journal of Environmental Horticulture*, 19 (1), 37-42