



## **Estimation And Analysis Of Parallel Interference Cancellation (PIC) Using AWGN Channel In DS-CDMA Receiver System**

**Sanmati Jain**

Research Scholar, M.E, Mahakal Institute Of Technology, Ujjain, India

**Prof. Sandeep Agrawal**

Associate Professor, Mahakal Institute Of Technology, Ujjain, India

**Mrs Nilofar Khan**

Assistant Professor, CDSE Indore , India

***Abstract:***

*This paper deals with the design of sub-optimal detectors in an interference channel with fading and with Additive White Gaussian Noise (AWGN). Parallel interference detector (PIC) is one of the Multiuser Detection (MUD) techniques, where it employs canceling or suppressing interfering users from the desired signals. The conventional detectors typically either ignore the interference or treat other user interference (Multiple Access Interference) as merely noise. But Multiple Access Interference (MAI) has a structure which can be exploited in the detection process. This paper quantifies the significant performance gain if the detector exploits the MAI structure through Multiuser detection technique, which not only improves the capacity of the channel but also reduce requirement for power control. The simulation result shows the better performance of PIC detector over conventional detector.*

***Key words:*** *Interference Channel, SNR, Multi user detector, Parallel interference cancellation, Crosstalk.*

## 1.Introduction

Wireless communication is one of the epoch making technologies that has revolutionized our lives completely. Due to the exponential growth of wireless technology, the mobile telecom industry is worth quite a few trillion US\$ in annual revenues for services and equipment, which is even more than the GDP of some of the world's richest countries. Current research and development efforts in future wireless systems have focused on achievable peak bit rates of up to 1 Gbit/s. These rates will be facilitated by the deployment of such systems where antennas acting as simple transmit/receive terminals and are placed densely inside the coverage areas, and their signals are conveyed to central units with high-bandwidth links such as fiber, where they are processed jointly[2]. For such a High bit rates system full frequency reuse is desirable. For this reason, the designs of wireless transceivers that have the ability to communicate reliably in the presence of interferers are of crucial importance in future wireless systems. In conventional wireless transceiver design, interference is commonly viewed as an error at high signal-to-noise ratios (SNRs) [2]. However, this is true only if the received power of each signal is equal and the detectors that are employed do not take into account the structure of the interference properly. In fact, in practical systems, interference may often be less harmful than noise of equal power, because contrary to Gaussian noise, the signals emitted by the interferers belong to discrete constellations. This paper shows that in many cases, the performance of the system is fundamentally limited by the noise rather than the interference. In other word SIR (Signal to Interference ratio) is less harmful than SNR (Signal to Noise ratio). Thus, conventional detectors are typically interference limited rather than noise-limited. The main objective of this paper is to show that we can utilize the interference structure using multiuser detection technique.

With the emergence of multiple access techniques, there has been an increase in the interest in performing simultaneous estimation and detection over all users [5]. MAI can be prevented by selecting mutually orthogonal signature waveforms for all the active users [6, 3]. However, it is not possible to ensure perfect orthogonality among received signature waveforms in a mobile environment, and thus MAI arises. In order to mitigate the problem of MAI, Verdu [7] proposed and analyzed the optimum multiuser detector for asynchronous Gaussian multiple access channels.

## 2. System Model

In the previous time single user detection methods have been developed which model interference in a similar way after that proposed a CDMA receiver. In CDMA system many user transmit information simultaneously. In CDMA system each user has a unique code because of it is known as code division multiple access techniques. User sends many information in the form of images, data message, audio, video etc. The communication system as in fig.1

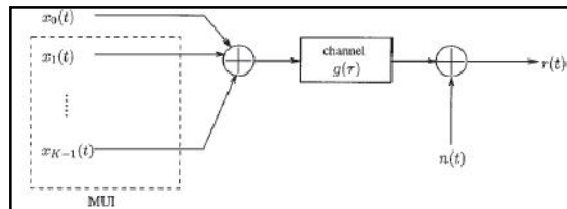


Figure 1: System model

## 3. Transmitter Model

At the Transmitter side a specific user in the  $K$  user communication system transmits a binary information symbol  $b_i \in \{-1, 1\}$  by multiplying with a scrambling code  $c_i \in \{-1/\sqrt{N}, 1/\sqrt{N}\}$  of length chips and the transmitting over an AWGN channel using BPSK. The channel adds zero-mean complex white Gaussian noise with variance  $\sigma^2 = N_0/2$  where  $N_0$  is the single-sided noise power spectral density.

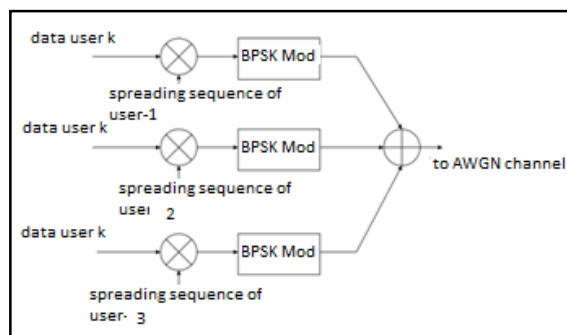


Figure 2: Transmitter Model

### **3. Multiuser Detection System**

The superposition of the signals transmitted by the users in a multiple access spread spectrum, also known as Code Division Multiple Access (CDMA), system cause considerable interference to the desired signal if the users' signature waveforms are not orthogonal to each other all the time, a situation which is unlikely to occur in mobile-originated calls [13]. A lot of research has focused on reducing or cancelling the multiple access interference in order to improve the CDMA receivers' performance [1]. The initial approach was to design an improved single-user detector operating efficiently in multi-user channel by applying advanced adaptive signal processing algorithms. It is worth noting that these detectors are preferred by individual mobile users because knowledge of the parameters (signature waveforms, timing, amplitude and phase) of the interfering users is not desired. The second approach considers the detection of signals associated with a group of users where spreading codes, timing information and possibly signals amplitude and phase are known and used jointly to better detect each user [1]. These devices are called multi-user detectors.

Conventional CDMA [1] systems independently detect each user in parallel using a matched filter which consists of the unique spreading code used by that user. These spreading codes are designed such that different ones are highly uncorrelated in order to suppress other users' signals and treat it as simple additive white noise. This approach proves to be very suboptimal since these interfering signals need not be treated as random noise. Instead, the information in these interfering signals can be used to enhance the desired user's signal-to-noise ratio (SNR), thereby raising the capacity of the system. Multiuser detectors attempt to do exactly that, i.e. detect interfering signals and cancel them out from the desired user's signal.

### **4. Types Of Multiuser Detector's**

There are many types of MUD's; basically they are divided into two types Optimal and Suboptimal detectors [5].

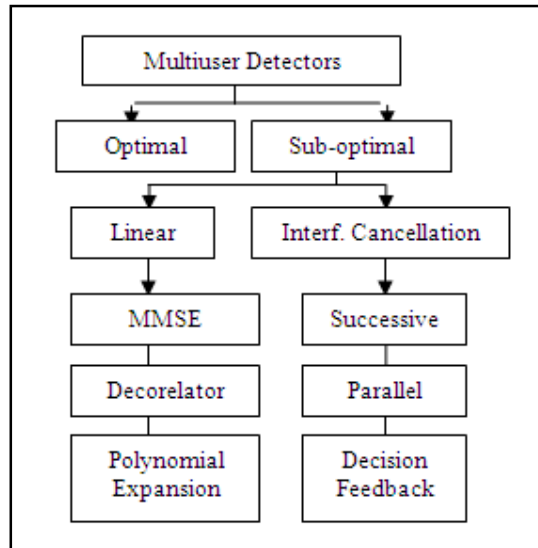


Figure 3: Classification of MUD's

The matched filter detector was believed to be the optimum detector until proved by Verdu [7] in the early 80's.

Optimum ML detector is one of the MUD's which computes the likelihood function

$$f(X) = \int_0^T \left[ r(t) - \sum_{n=1}^N \sqrt{E_k} X_k C_k(t) \right]^2 dt \quad (2)$$

and selects the sequence  $\{X_k, 1 \leq k \leq N\}$

that minimizes  $f(X)$ .

#### 4.1. Optimal Multiuser Detector

Optimum receivers for multiple access CDMA systems are designed according to two different strategies: the individually optimum strategy used to minimize the probability of error for each individual user in the group; that is, for the  $i^{\text{th}}$  user, select the estimated data  $b_e$  that minimizes  $P [b_e = b_i]$ . The other strategy, called the jointly optimum detection, maximizes the a posteriori probability  $P [b_i | \{y(t)\}]$  for  $i=1, 2, K$  where  $K$  is the number of active users sharing the CDMA channel [8]. In the latter scheme we maximize the likelihood decisions for the group of users. However, this strategy may not achieve minimum probability of error for each individual user in the group. Optimum Multiuser Detector is highly complex and the complexity grows exponentially with number of users. This complexity is impractical even for moderate number of users. Although, the optimum detector has been shown to dramatically increase the capacity of the system, its complexity deems it infeasible to implement in the real world. The work

done by Verdu [7] gave hope that the capacity can ultimately increase using sub-optimal multiuser detectors that balance between the two extreme cases of using the optimal detector or the matched filter detector. In order to reduce complexity in the system, suboptimal technique is being used.

Sub-optimum Multiuser Detectors have better near-far resistance than Matched Filter Detector and have lesser complexity (linear complexity) than Optimum Detector (exponential complexity). Sub-optimal detectors can be classified into two categories: linear

detectors and interference cancellation detectors. The linear detectors employ linear mapping (transformation) at the output of the conventional detector to reduce the access interference and provide better performance.

#### *4.2.Sub-optimum Multiuser Detectors*

- Linear Detectors
  - MMSE
- Decorelator
  - Nonlinear Detectors
- Interference cancellation detectors
  - (Successive IC, Parallel IC)
- Decision Feedback Detectors

The simplest technique in linear detector is Mean Minimum Square Error (MMSE) technique [10], in which we choose the linear transformation that minimizes the mean square error between the Matched Filter (MF) outputs and the transmitted data vector. MMSE detector tries to minimize the square of the residual noise plus interference. Several adaptation algorithms has been used to employ this techniques i.e. LMS, RLS etc. other technique which is also used to employ MMSE is Blind techniques [10]. MMSE requires accurate channel and user information, along with this it requires a  $K \times K$  matrix inversion which becomes extremely complex to evaluate as  $K$  increases.

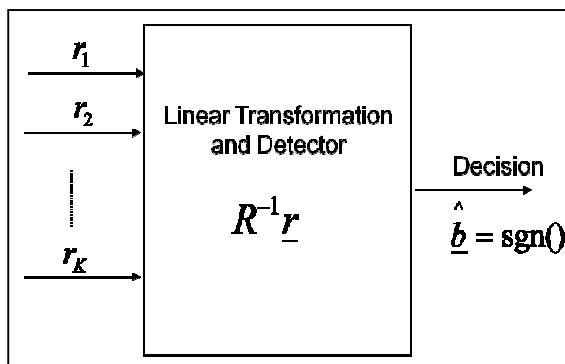


Figure 4: Sub-optimal Linear detector

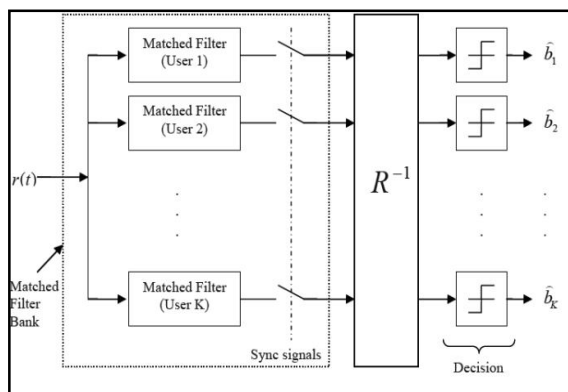


Figure 5: Decorelator detector

Other Sub-optimal Linear detection technique is Decorelator technique, in which we correlate the received signal with the modified signature waveforms, in this way the MAI is tuned out i.e. decorrelated. And hence its name is Decorelator. The Decorrelating detector attempts to completely eliminate all MAI. Decorrelating detector is a special case of the MMSE detector, where the noise is zero. The decorrelating detector has the same noise enhancement problem as zero-forcing equalizer. It is also undefined when there are more users simultaneously using the channel than spreading chip per information bit, since it is impossible to drive the interference noise to zero in this situation. Linear sub-optimal detectors has limited by no. of user, as the no. of user is increased the complexity is also increases linearly. On the other hand Non linear sub-optimal detectors have the advantage that complexity of designing the detector is less than Linear detectors. Non-Linear sub-optimal detectors can be divided into two types: Interference cancellation detectors (SIC, PIC) and Decision Feedback Detectors [14]. They have common that feedback is used to reduce MAI for future attempts at detection.

The Interference Cancellation techniques are based on the principle that it is possible to remove the multiple access interference from each user's received signal before making data decisions. The IC techniques can be grouped into two categories: successive IC where the interference is cancelled serially and in stages starting with the strongest interferer. The parallel IC which is achieved by cancelling the interference from all users simultaneously and could be carried out in multi-stages as well. The main stages involved in the IC schemes are the estimation of the received signal amplitudes (energies) of the active users, the regeneration of the appropriate interfering signals and the subtraction of the interfering signal from the received signal. Both IC schemes use the conventional matched filter as a first stage detector. In the first IC stage of the MAI is first estimated and then subtracted from the received composite signal. Interference Cancellation approaches can be Serial (or successive) Interference Canceller (SIC) sequentially recovers users (recover one user per stage) data estimate in each stage is used to regenerate the interfering signal which is then subtracted from the original received signal.

The parallel IC scheme accomplishes parallel processing of the access interference, and removes the interference from all users simultaneously. Since the IC is performed in parallel, the delay required for interference removal is, at most, of a few bits duration. In order to cancel the interference, an estimate of the interference is required. However, such estimate is poor in the early stages of multistage PIC process. Therefore, it is preferable to use '*partial IC*' and to increase the portion of the IC as the interference estimation improves in the later stages. In the parallel iterative scheme, each stage of the iteration produces a new and better estimate of user bits based upon those obtained in the previous stage which improves the interference estimates.



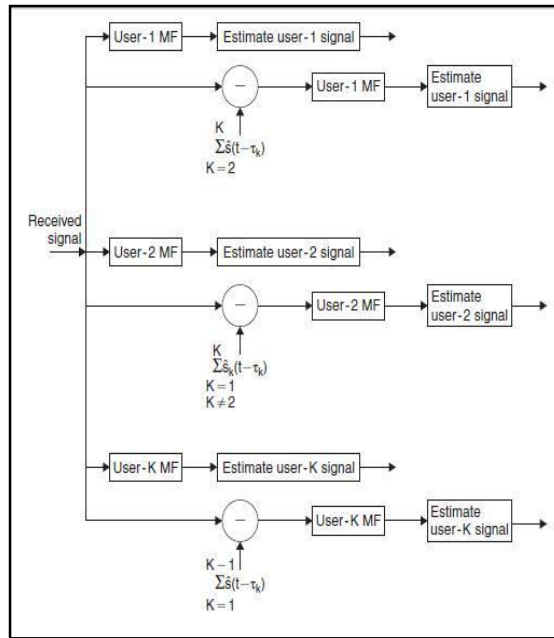


Figure 6: Stage of PIC

**5.Simulation Results**

In this section, we present the results obtained by simulations. The number of users is taken to be 15 in all simulations. We adopt short spreading codes with spreading factor  $N=31$  which are randomly generated for each user. The frame size of the information bits for each user is 128. We assume all the users transmit their signals with equal power, i.e.,  $P_1 = P_2 = \dots = P_K$ .

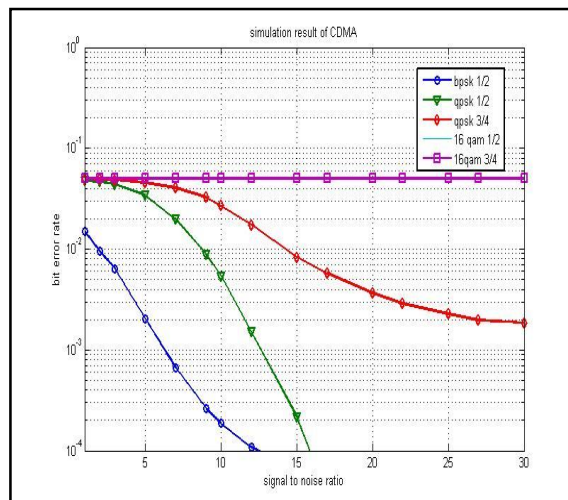


Figure 7: Performance of various modulation schemes

Simulations have been done in MATLAB-version 7.9.0. First we have calculated BER performance of conventional detector among the different modulation scheme, in that we have shown comparison between BPSK (1/2 rate), QPSK(1/2 rate), QPSK(3/4 rate), 16QAM(1/2 rate) and 16QAM(3/4 rate). Performance of BPSK is better any other modulation scheme for various SNR.

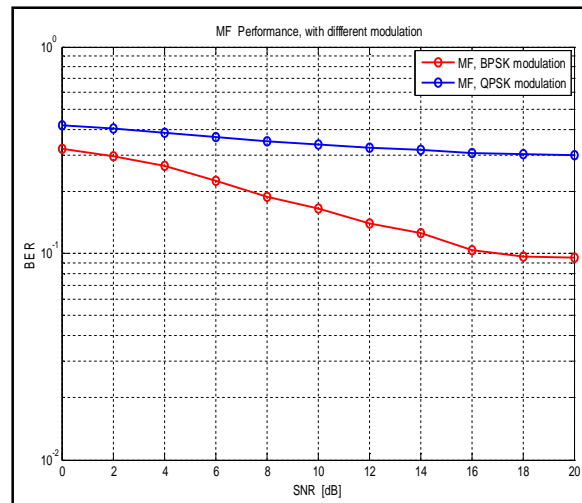


Figure 8: Performance comparison of MF in BPSK and QPSK

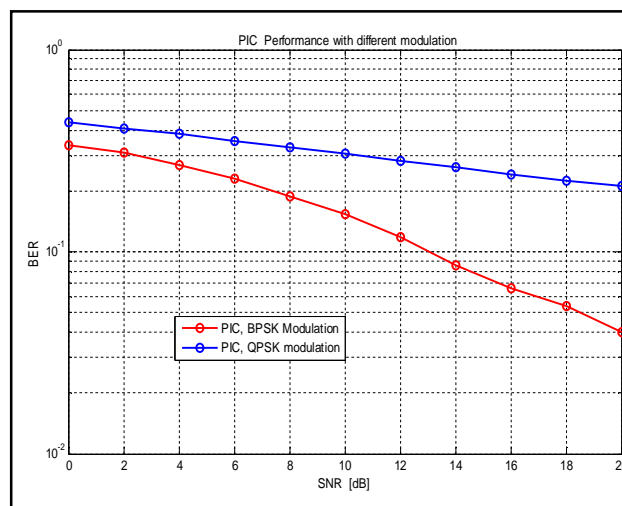


Figure 9: Performance comparison of PIC in BPSK and QPSK

Simulation result shows that bit error performance between without PIC and with PIC in BPSK modulation in Rayleigh channel is shown in figure 9. It has been easily seen that

the performance of PIC is better than simple receiver. Same simulation has been also done using QPSK channel shown in figure7.

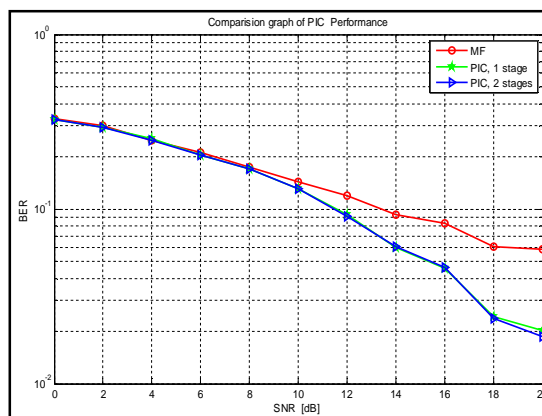


Figure 10: Performance of PIC and MF with SNR

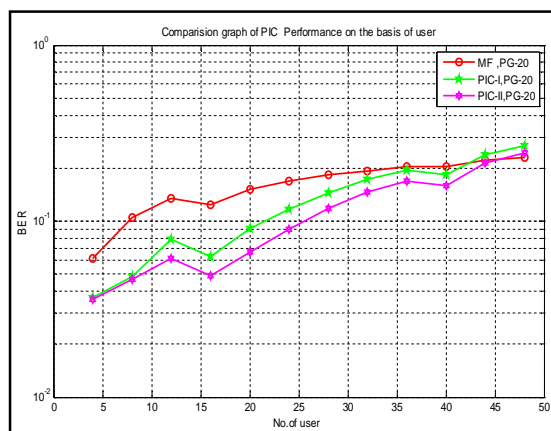


Figure 11: Performance of PIC and MF with no. of users

## 6. Conclusion

First, this paper analyzed the performance of the various modulation schemes in the basic model of CDMA on AWGN channel. Simulation result shows the comparison of BPSK, QPSK and QAM with different rates. BPSK is come out with a better modulation, but require more bandwidth .so there is always trade of between bandwidth and BER. Secondly, this paper also focuses on the joint MUD's for the Gaussian Interference Cancellation [11]. Unlike the interference-ignorant detector, these joint detectors exploit knowledge of the distribution of the interference rather than treating the interference as Gaussian noise [11]. Furthermore the SNR performance of these detectors was compared analytically. Comparison of different PSK technique has been shown by

simulation in MATLAB for interference mitigation through PIC in CDMA system. This paper shows that joint detection turns an interference limited channel into a noise-limited channel

### **7.Acknowledgement**

In this project I am very much grateful to our guide Mr. Sandeep Agrawal for their kind approach and support.

---

**8.Reference**

1. Analysis of Successive Interference Cancellation in CDMA systems 2012 Second International Conference on Advanced Computing & Communication Technologies
2. Peng Hui Tan, and Lars K. Rasmussen “Multiuser Detection in CDMA—A Comparison of Relaxations, Exact, and Heuristic Search Methods”. IEEE TRANSACTIONS ON WIRELESS COMMUNICATIONS, VOL. 3, NO. 5, SEPTEMBER 2004.
3. J. Chen, J. Wang, and M. Sawahashi, “MCI cancellation for multicode wideband CDMA systems,” IEEE J. Select. Areas in Commun. vol. 20, pp. 450–462, Feb. 2002.
4. Jang W., Nguyen L., Bidarkar P.' MAI and ICI of Synchronous Downlink MC-CDMA with Frequency Offset', IEEE Trans. Comm. 2006, vol. 5, (3), pp. 693-703.
5. D. Tse and P. Viswanath, Fundamentals of Wireless Communications. Cambridge Univ. Press, 2005.
6. P. Tan and K. Lars, “Multiuser Detection in CDMA: A Comparison of Relaxations, Exact, and Heuristic Search Methods,” July09,2003.Available at: <http://fibbla.ce.chalmers.se/CCN/publications/04/TanRas04WC.pf>
7. Z. Lei, and T. Lim, “Simplified Polynomial Expansion Linear Detection for DS-CDMA systems,” IEEE Electronic Letters, Vol. 34, No. 16, pp. 1561-1563, August 1998.
8. S. Verdú, Multiuser Detection. Cambridge Univ. Press, 1998.
9. H. Li, X. Lu, and G. Giannakis, “Capon multiuser receiver for CDMA systems with space-time coding,” IEEE Trans. Signal Process., vol. 50, no. 5, pp. 1193-1204, May 2002.
10. W. C. Jakes, Microwave Mobile Communication, 2nd ed. Piscataway, NJ: IEEE Press, 1994.
11. T. Hasegawa and M. Shimizu, “A chip correlation MMSE receiver with multipath interference correlative timing for DS-CDMA systems,” in Proc. IEEE Veh. Technol. Conf. (VTC), Stockholm, May 30-June 1, 2005, pp. 1740-1744.
12. R. H. Etkin, D. Tse, and H. Wang, “Gaussian interference channel capacity to within one bit,” IEEE Trans. Inf. Theory, vol. 54, no. 12, pp. 5534–5562, Dec. 2008.

13. Syed S. Rizvi and Khaled M. Elleithy "A Closed-Form Expression for BER to Quantify MAI for Synchronous DS CDMA Multi-user Detector" February 24, 2010.
14. S. J. Grant and J. K. Cavers, "System-wide capacity increase for narrowband cellular systems through multiuser detection and base station diversity arrays," IEEE Trans. Wireless Commun., vol. 3, no. 6, pp. 2072– 2082, Nov. 2004.
15. J. Kazemitabar and H. Jafarkhani, "Performance analysis of multiple antenna multi-user detection," in Information Theory and Applications Workshop, 2009.
16. Alexandra Duel-Hallen, Jack Holtzman and Zoran Zvonar "Multiuser Detection for CDMA Systems" IEEE Personal Communications (1995-04).